




TEDDINGTON APPLIANCE CONTROLS

QW

**SOLID FUEL DAMPER
THERMOSTAT**




Efficiency and Economy

www.tedcon.com

QW

SOLID FUEL DAMPER THERMOSTAT



- **Automatic Control of Coal, Wood or Anthracite Fired Solid Fuel Appliances.**
- **Modulating Action Designed to control Water, Room or Appliance temperature.**
- **Optimises Efficiency and Economy in Fuel Consumption.**
- **Alternative Range Spindle Positions.**
- **Optional Flexible Drive for Difficult Locations.**
- **Controls Heat Dissipation in Electric Storage Heaters.**

The QW damper thermostat offers automatic temperature control and economy in the consumption of fuel, which can significantly reduce heating bills in any property using solid fuels.

By using thermostatic heating controls, you will improve the efficiency of any heating system.

Two elements are especially important:

- room temperature
- the temperature of stored hot water



Heating and hot water in our homes account for about 25% of the total national energy consumption. In an average household, heating and hot water accounts for 84% of the energy consumption, 68% of the carbon emissions and 50% of the energy costs.

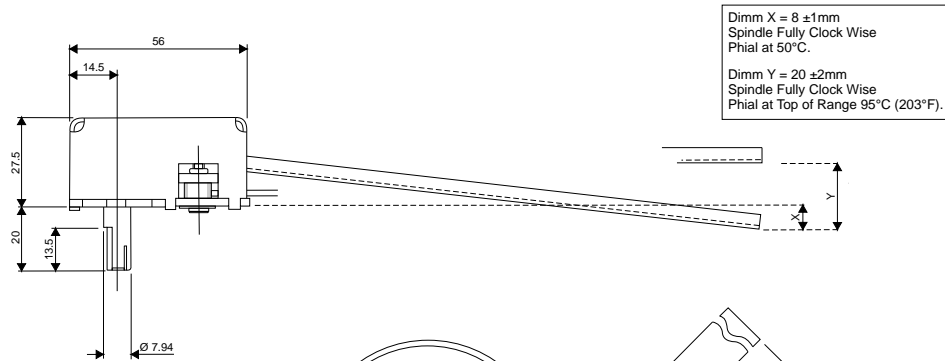
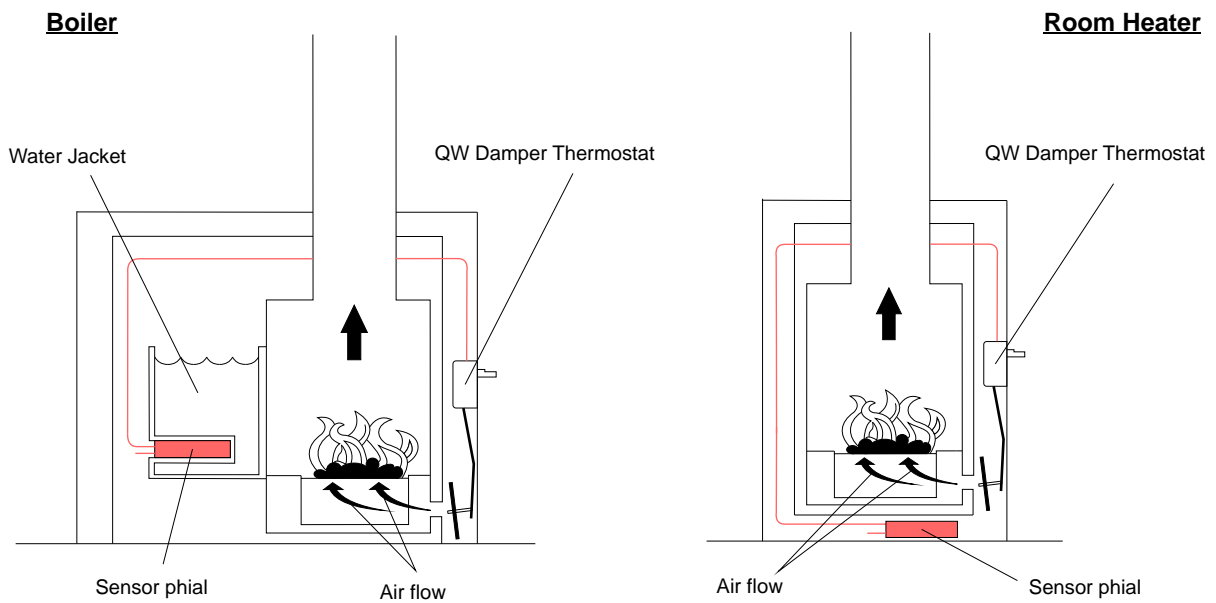
Reducing room temperature by 1°C can cut heating bills by up to 10 percent, so consider the saving that can be made by fitting a QW damper thermostat.

The Teddington QW can also help cut domestic carbon emissions. When burnt all fossil fuels (coal, anthracite, oil, gas, LPG and wood) emit carbon dioxide. This carbon dioxide increases the greenhouse gases in the atmosphere, which contribute to global climate change. It is therefore very desirable to think of ways to reduce these emissions. This can be done by ensuring that your heating system is efficient, well maintained and incorporates adequate temperature control.

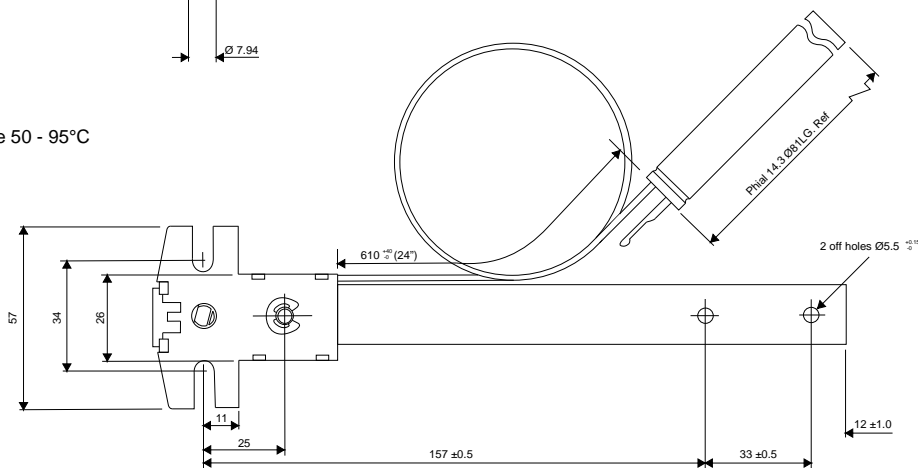
The QW can be used on room heaters, boilers, wood fired stoves, central heating units and night store electric room heaters. Once fitted to an appliance it is easy for householders to operate, giving the manufacturer the chance to offer a unique selling point to the customer.

How does it work?

The QW thermostat controls the combustion in a solid fuel appliance by throttling the primary air intake into the appliance. A flat damper plate at the end of the control arm is moved relative to the air intake port of the appliance in response to variations of temperature at the sensor.



QW/XC/CC/1
Temperature range 50 - 95°C

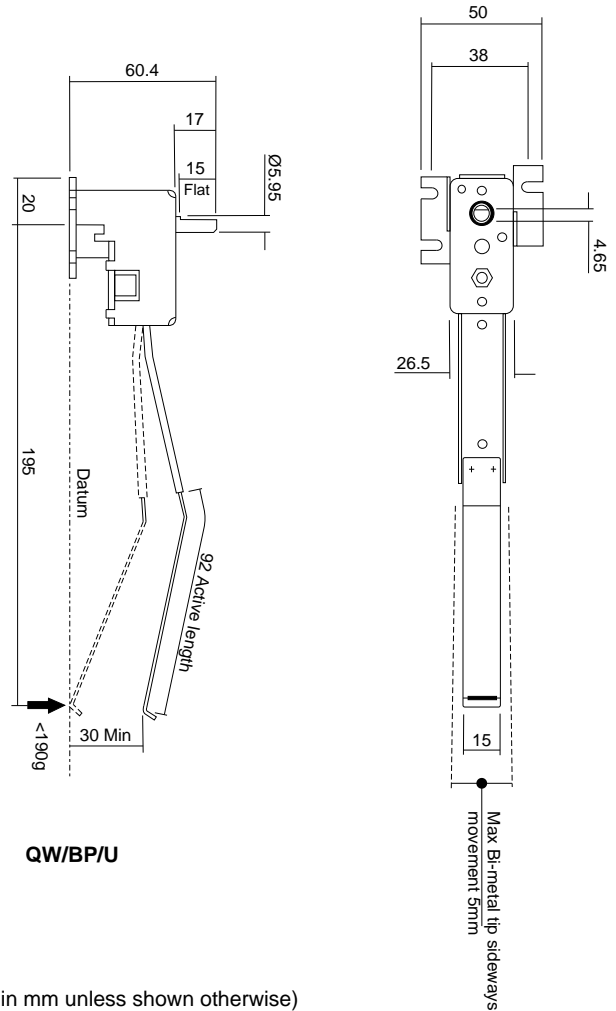
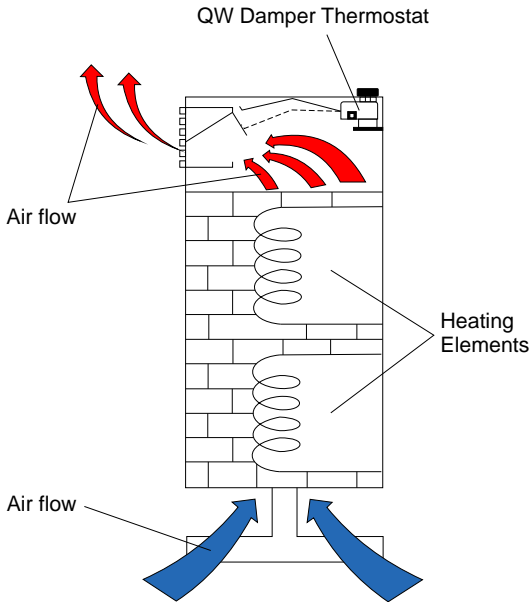


(All dimensions in mm unless shown otherwise)

The QW thermostat can also be used to regulate the release of heat from a night store heater.

The bi-metal control arm is attached to the outlet flap of the heater. The control arm moves relative to the air outlet port of the appliance in response to ambient temperature variations.

The temperature setting is adjusted via a dial on the top of the appliance.

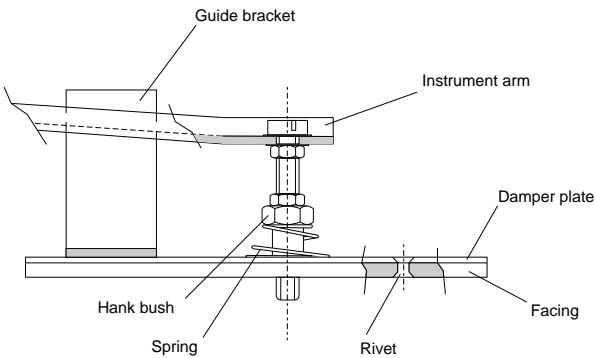


(All dimensions in mm unless shown otherwise)

QW Models

QW	Temp range (°C)	Arm length (mm)	Spindle arrangement	Capillary length (mm)
XA/PA/4	54 - 87	154	Front	610
XC/CC/1	54 - 87	190	Front	610
XC/CZ/3	10 - 35	190	Front	610
XD/CG/8	50 - 92	190	Front	660
BP/U	Ambient	110	Rear	x
ML/W	Ambient	153 or 186	Top	x

Typical Damper Plate Arrangement



QW Damper plates

QW Damper plate packs			
	Ø (mm)	Width (mm)	Length (mm)
A pack		68	105
B Pack	90		
E pack		60	110